



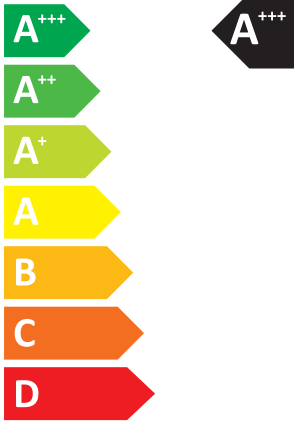
ENERG
енергия · ενεργεια

Y IJA
IE IA



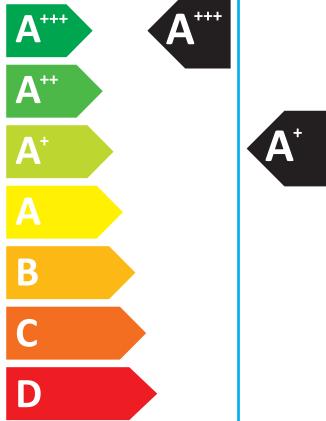
Model Indoor unit **MSZ-EF35VE**
Outdoor unit **MUZ-EF35VEH**

SEER



kW **3,5**
SEER **8,5**
kWh/annum **144**

SCOP



kW	1,6	2,9	X
SCOP	5,7	4,5	X
kWh/annum	396	910	X



60dB



61dB



ENERGIA · ЕНЕРГИЯ · ΕΝΕΡΓΕΙΑ · ENERGIJA · ENERGY · ENERGIE · ENERGI
626/2011

JG79B395H01



A Model	B Indoor unit	MSZ-EF25VE		MSZ-EF35VE		MSZ-EF42VE	MSZ-EF50VE		
		C Outdoor unit	MUZ-EF25VE	MUZ-EF25VEH	MUZ-EF35VE	MUZ-EF35VEH	MUZ-EF42VE	MUZ-EF50VE	
D Sound power levels on cooling mode	E Inside	dB	60	60	60	60	60		
	F Out-side	dB	58	58	61	61	65		
G Refrigerant R410A GWP 1975 *1									
H Cooling	SEER		8,5	8,5	8,5	8,5	7,7		
	Energy efficiency class		A+++	A+++	A+++	A+++	A++		
	Annual electricity consumption *2 kWh/a		103	103	144	144	192		
Design load kw		2,5	2,5	3,5	3,5	4,2	5,0		
I Heating (Average/ Warmer season)	SCOP		4,7 / 6,0	4,6 / 6,0	4,6 / 5,7	4,5 / 5,7	4,6 / 6,0	4,5 / 5,8	
	Energy efficiency class		A++ / A+++	A++ / A+++	A++ / A+++	A+ / A+++	A++ / A+++	A+ / A+++	
	Annual electricity consumption *2 kWh/a		716 / 304	730 / 304	882 / 396	910 / 396	1155 / 491	1309 / 557	
	Design load kw		2,4 (-10°C) / 1,3 (2°C)	2,4 (-10°C) / 1,3 (2°C)	2,9 (-10°C) / 1,6 (2°C)	2,9 (-10°C) / 1,6 (2°C)	3,8 (-10°C) / 2,1 (2°C)	4,2 (-10°C) / 2,3 (2°C)	
	De-cleared capacity	at reference design temperature kw		2,4 (-10°C) / 1,3 (2°C)	2,4 (-10°C) / 1,3 (2°C)	2,9 (-10°C) / 1,6 (2°C)	2,9 (-10°C) / 1,6 (2°C)	3,8 (-10°C) / 2,1 (2°C)	4,2 (-10°C) / 2,3 (2°C)
		at bivalent temperature kw		2,4 (-10°C) / 1,3 (2°C)	2,4 (-10°C) / 1,3 (2°C)	2,9 (-10°C) / 1,6 (2°C)	2,9 (-10°C) / 1,6 (2°C)	3,8 (-10°C) / 2,1 (2°C)	4,2 (-10°C) / 2,3 (2°C)
		at operation limit temperature kw		2,0 (-15°C) / 2,0 (-15°C)	1,6 (-20°C) / 1,6 (-20°C)	2,4 (-15°C) / 2,4 (-15°C)	1,7 (-20°C) / 1,7 (-20°C)	3,4 (-15°C) / 3,4 (-15°C)	3,5 (-15°C) / 3,5 (-15°C)
Back up heating capacity kw		0,0 (-10°C) / 0,0 (2°C)	0,0 (-10°C) / 0,0 (2°C)	0,0 (-10°C) / 0,0 (2°C)	0,0 (-10°C) / 0,0 (2°C)	0,0 (-10°C) / 0,0 (2°C)	0,0 (-10°C) / 0,0 (2°C)		

	Deutsch	Italiano	Svenska	Polski	Eesti	Malti	Русский
A	Modell	Modello	Modell	Model	Mudel	Mudell	Модель
B	Innengerät	Unità interna	Inomhusenhet	Jednostka wewnętrzna	Siseseade	Unità għal għewwa	Внутренний прибор
C	Außengerät	Unità esterna	Utomhusenhet	Jednostka zewnętrzna	Välisseade	Unità għal barra	Наружный прибор
D	Schalleistungspegel im Kühlmodus	Livelli di potenza sonora in modalità di raffreddamento	Bullemlivå i nedkylningsläget	Poziom mocy dźwięku w trybie chłodzenia	Müratasemed jahutusrežiimis	Livelli tal-qawwa tal-hsejjes fil-modalità ta' tkessiħ	Значения уровня звуковой мощности в режиме охлаждения
E	Innen	Interno	Innida	Wewnętrzny	Sees	Għewwa	Внутри
F	Außen	Esterno	Utsida	Na zewnątrz	Väljas	Barra	Снаружи
G	Kühlmittel	Refrigerante	Köldmedel	Czynnik chłodniczy	Külmutusagens	Refrigerant	Хладагент

	Deutsch	Italiano	Svenska	Polski	Eesti	Malti	Русский
H	Kühlen	Raffreddamento	Kyla	Chłodzenie	Jahutus	Tkessiħ	Охлаждение
I	Energieeffizienzklasse	Classe di efficienza energetica	Energiklass	Klasa energetyczna	Energiatõhususe klass	Klassi tal-effiċjenza fl-użu tal-enerġija	Класс эффективности использования энергии
J	Jahresstromverbrauch *2	Consumo annuale di energia elettrica *2	Årlig strömförbrukning *2	Zużycie prądu w skali roku *2	Aastane voolutarbimus *2	Konsum annwali tal-elettriku *2	Годовое потребление электроэнергии *2
K	Charge de calcul	Carico nominale	Dimensionerande belastning	Maksymalne obciążenie	Projektteeritud koormus	Tagħbija tad-disinn	Расчетная нагрузка
L	Heizen (Jahresdurchschnitt / wärmeres Wetter)	Riscaldamento (Stagione media / calda)	Värme (Genomsnittlig/värmare årstid)	Ogrzewanie (Sezon umiarkowany/ciepły)	Kütmine (keskmise/soojaperiood)	Tishin (Stagun Medju / Aktar Šhun)	Нагрев (средний/теплый сезон)
M	Chauffage (moyenne saison / saison chaude)	Θέρμανση (Εποχή με μέσες / υψηλότερες θερμοκρασίες)	Topení (průměrná/teplá sezóna)	Ogrevanje (Povprečni/toplejši letni čas)	Téamh (Séasúr Meánach / Níos teo)	Lämmitys (Normaali / Lämpimämpi kausi)	Oppvarming (gjennomsnittlig / varmere årstid)
N	Nennkapazität	Capacità dichiarata	Deklarerad kapacitet	Deklarowana pojemność	Deklareeritud võimsus	Kapaċità d'dikjarata	Гарантированная мощность
O	bei angegebener Referenztemperatur	alla temperatura di progetto di riferimento	vid dimensionerande referenstempertur	w znamionowej temperaturze odniesienia	projekteerimise võrdlustemperatuur juures	f'temperatura tad-disinn ta' referenza	при эталонной расчетной температуре
P	bij referentieontwerptemperatuur	à la température de calcul de référence	pri referenčni výpočtové teplote	ob referenčni nazivni temperaturi	ag toocht deartha tagartha	perusmitoituislämpötilassa	ved referansetemperatur for utforming
Q	bei bivalenter Temperatur	alla temperatura bivalente	vid bivalent temperatur	w temperaturze bivalentnej	bivalentse temperatuur juures	f'temperatura bivalenti	при бивалентной температуре
R	bei Temperatur an der Betriebsgrenze	alla temperatura limite di funzionamento	vid driftstemperaturens gränsvärde	w granicznej temperaturze roboczej	tõotamise piirtemperatuur juures	f'temperatura tal-limitu tad-thaddim	при предельной рабочей температуре
S	bei grens werkingstemperatuur	à temperatura de limite de fonctionnement	pri hranične prevádzkovej teplote	pri mejni delovni temperaturi	ag toocht teorann oiبریúcháin	toimintarajalämpötilassa	ved temperatur for driftsgrense
T	Backup-Heizleistung	Capacità di riscaldamento addizionale	Kapacitet för reservvärme	Zaprasowa pojemność grzewcza	Tagavara kütte võimsus	Kapaċità ta' tishin ta' sostenn	Резервная тепловая мощность

PRODUCT INFORMATION (*)

ROOM AIR CONDITIONER	INDOOR MODEL	MSZ-EF35VE
	OUTDOOR MODEL	MUZ-EF35VEH

Function (indicate if present)	
cooling	Y
heating	Y

If function includes heating: Indicate the heating season the information relates to. Indicated values should relate to one heating season at a time. Include at least the heating season	
Average (mandatory)	Y
Warmer (if designated)	Y
Colder (if designated)	N

Item	symbol	value	unit
Design load			
cooling	P _{designc}	3.5	kW
heating/Average	P _{designh}	2.9	kW
heating/Warmer	P _{designh}	1.6	kW
heating/Colder	P _{designh}	x	kW

Item	symbol	value	unit
Seasonal efficiency			
cooling	SEER	8.5	-
heating/Average	SCOP/A	4.5	-
heating/Warmer	SCOP/W	5.7	-
heating/Colder	SCOP/C	x	-

Declared capacity for cooling, at indoor temperature 27(19)°C and outdoor temperature Tj			
Tj=35°C	P _{dc}	3.5	kW
Tj=30°C	P _{dc}	2.6	kW
Tj=25°C	P _{dc}	1.7	kW
Tj=20°C	P _{dc}	1.7	kW

Declared energy efficiency ratio, at indoor temperature 27(19)°C and outdoor temperature Tj			
Tj=35°C	EERd	3.9	-
Tj=30°C	EERd	6.2	-
Tj=25°C	EERd	10.8	-
Tj=20°C	EERd	15.6	-

Declared capacity for heating/Average season, at indoor temperature 20°C and outdoor temperature Tj			
Tj=-7°C	P _{dh}	2.6	kW
Tj=2°C	P _{dh}	1.6	kW
Tj=7°C	P _{dh}	1.7	kW
Tj=12°C	P _{dh}	2.0	kW
Tj=bivalent temperature	P _{dh}	2.9	kW
Tj=operating limit	P _{dh}	1.7	kW

Declared coefficient of performance/Average season, at indoor temperature 20°C and outdoor temperature Tj			
Tj=-7°C	COPd	2.8	-
Tj=2°C	COPd	4.5	-
Tj=7°C	COPd	6.3	-
Tj=12°C	COPd	7.4	-
Tj=bivalent temperature	COPd	2.5	-
Tj=operating limit	COPd	1.4	-

Declared capacity for heating/Warmer season, at indoor temperature 20°C and outdoor temperature Tj			
Tj=2°C	P _{dh}	1.6	kW
Tj=7°C	P _{dh}	1.7	kW
Tj=12°C	P _{dh}	2.0	kW
Tj=bivalent temperature	P _{dh}	1.6	kW
Tj=operating limit	P _{dh}	1.7	kW

Declared coefficient of performance/Warmer season, at indoor temperature 20°C and outdoor temperature Tj			
Tj=2°C	COPd	4.5	-
Tj=7°C	COPd	6.3	-
Tj=12°C	COPd	7.4	-
Tj=bivalent temperature	COPd	4.5	-
Tj=operating limit	COPd	1.4	-

Declared capacity for heating/Colder season, at indoor temperature 20°C and outdoor temperature Tj			
Tj=-7°C	P _{dh}	x	kW
Tj=2°C	P _{dh}	x	kW
Tj=7°C	P _{dh}	x	kW
Tj=12°C	P _{dh}	x	kW
Tj=bivalent temperature	P _{dh}	x	kW
Tj=operating limit	P _{dh}	x	kW
Tj=-15°C	P _{dh}	x	kW

Declared coefficient of performance/Colder season, at indoor temperature 20°C and outdoor temperature Tj			
Tj=-7°C	COPd	x	-
Tj=2°C	COPd	x	-
Tj=7°C	COPd	x	-
Tj=12°C	COPd	x	-
Tj=bivalent temperature	COPd	x	-
Tj=operating limit	COPd	x	-
Tj=-15°C	COPd	x	-

Bivalent temperature			
heating/Average	T _{blv}	-10	°C
heating/Warmer	T _{blv}	2	°C
heating/Colder	T _{blv}	x	°C

Operating limit temperature			
heating/Average	T _{ol}	-20	°C
heating/Warmer	T _{ol}	-20	°C
heating/Colder	T _{ol}	x	°C

Cycling interval capacity			
for cooling	P _{cycc}	x	kW
for heating	P _{cych}	x	kW
Degradation coefficient	C _{dc}	0.25	-

Cycling interval efficiency			
for cooling	EER _{cycc}	x	-
for heating	COP _{cycc}	x	-
Degradation coefficient	C _{dh}	0.25	-

Electric power input in power modes other than 'active mode'			
off mode	P _{off}	1	W
standby mode	P _{sb}	1	W
thermostat - off mode	P _{to}	7	W
crankcase heater mode	P _{ck}	0	W

Annual electricity consumption			
cooling	Q _{ce}	144	kWh/a
heating/Average	Q _{he}	910	kWh/a
heating/Warmer	Q _{he}	396	kWh/a
heating/Colder	Q _{he}	x	kWh/a

Capacity control (indicate one of three options)	
fixed	N
staged	N
variable	Y

Other items			
Sound power level (indoor/outdoor)	L _{wa}	60/61	dB(A)
Global warming potential	GWP	1975	kgCO ₂ eq
Rated air flow (indoor/outdoor)	-	630/2016	m ³ /h

Contact details for obtaining more information	MITSUBISHI ELECTRIC CORPORATION SHIZUOKA WORKS 3-18-1, Oshika, Suruga-ku, Shizuoka 422-8526, Japan E-mail: melshorp@MitsubishiElectric.co.jp
--	--

(*) This information is based on the "product information requirement" in COMMISSION REGULATION (EU) No206/2012.

TECHNICAL DOCUMENTATION (1)			
------------------------------------	--	--	--

ROOM AIR CONDITIONER	INDOOR MODEL	MSZ-EF35VE	299H895W195D (mm)
	OUTDOOR MODEL	MUZ-EF35VEH	550H800W285D (mm)

Function	
cooling	Y
heating	Y


The heating season	
Average (mandatory)	Y
Warmer (if designated)	Y
Colder (if designated)	N

Capacity control	
fixed	N
staged	N
variable	Y

Item	symbol	value	unit
Seasonal efficiency (2)			
cooling	SEER	8.5	-
heating/Average	SCOP/A	4.5	-
heating/Warmer	SCOP/W	5.7	-
heating/Colder	SCOP/C	x	-

Energy efficiency class			
cooling	SEER	A+++	-
heating/Average	SCOP/A	A+	-
heating/Warmer	SCOP/W	A+++	-
heating/Colder	SCOP/C	x	-

Other items			
Sound power level (indoor/outdoor)	LWA	60/61	dB(A)
Refrigerant	-	R410A	-
Global warming potential	GWP	1975	kgCO ₂ eq.

identification and signature of the person empowered to bind the supplier	 _____ Tomoyuki Miwa Department Manager, Quality Assurance Department MITSUBISHI ELECTRIC CONSUMER PRODUCTS (THAILAND) CO.,LTD
---	--

(1) This information is based on COMMISSION DELEGATED REGULATION (EU) No 626/2011.
 (2) SEER/SCOP values are measured based on EN 14825:2011: Testing and rating at part load conditions and calculation of seasonal performance